


## 4K - Session 8 - Thanksgiving November 22, 2020



**This Week's Lesson:** Ch. 24 (pp. 126-129)

### **Pray:**

- ☺ Have some fall items on your prayer table like leaves, pinecones, tiny pumpkins or gourds...
- ☺ There is a nice Thank you prayer in the lesson plan that you can sing.
- ☺ Ask the children to verbalize one thing that they are thankful for. Even though we might do this kind of prayer often, we can never be too thankful!

### **Gather:**

- ☺ There are a few coloring pages that you could use as the children arrive for class.

### **Teach:**

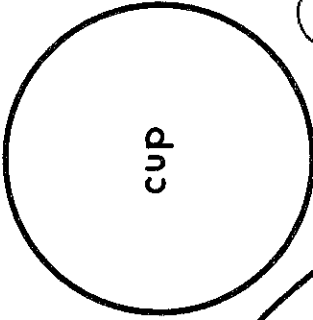


- ☺ Share the story from the lesson and use the large poster along with the story.
- ☺ Hand out the children's flyers and let them color the pictures on the inside pages.
- ☺ God wants us to be thankful for all the good things we have. How do we show that we are thankful? See what the children can suggest. It's also good if you have some examples of how 4 year olds can show they are thankful. You might make a list on the chalkboard.
- ☺ Be sure to spend a little time talking about the children's Thanksgiving Day customs. What do they do that is special on that day?
- ☺ We have a Thanksgiving storybook available that you could read to the children. If you have a favorite one from home, feel free to use that.
- ☺ We also have a book called "Thank You, God". It is not specific to Thanksgiving, but is a nice story about being thankful.
- ☺ There are a few simple finger plays and songs included in the lesson plan. You might want to try one or two of them.

### **Apply:**


- ☺ Make "Thankful" placemats that the children can take home to use on Thanksgiving. We will give you a cute placemat template that the children can paste onto construction paper. They can color the placemat and draw some things on their plate that they are thankful for. We'll also provide some fall stickers for decorating the placemats.
- ☺ We have many people in our parish that would enjoy a little card from one of the children. If you would like to make Thanksgiving cards for the

homebound or those who are sick or in nursing homes, I will be sure to deliver them for you. ***Let me know so I can give you supplies.***

# Happy Thanksgiving



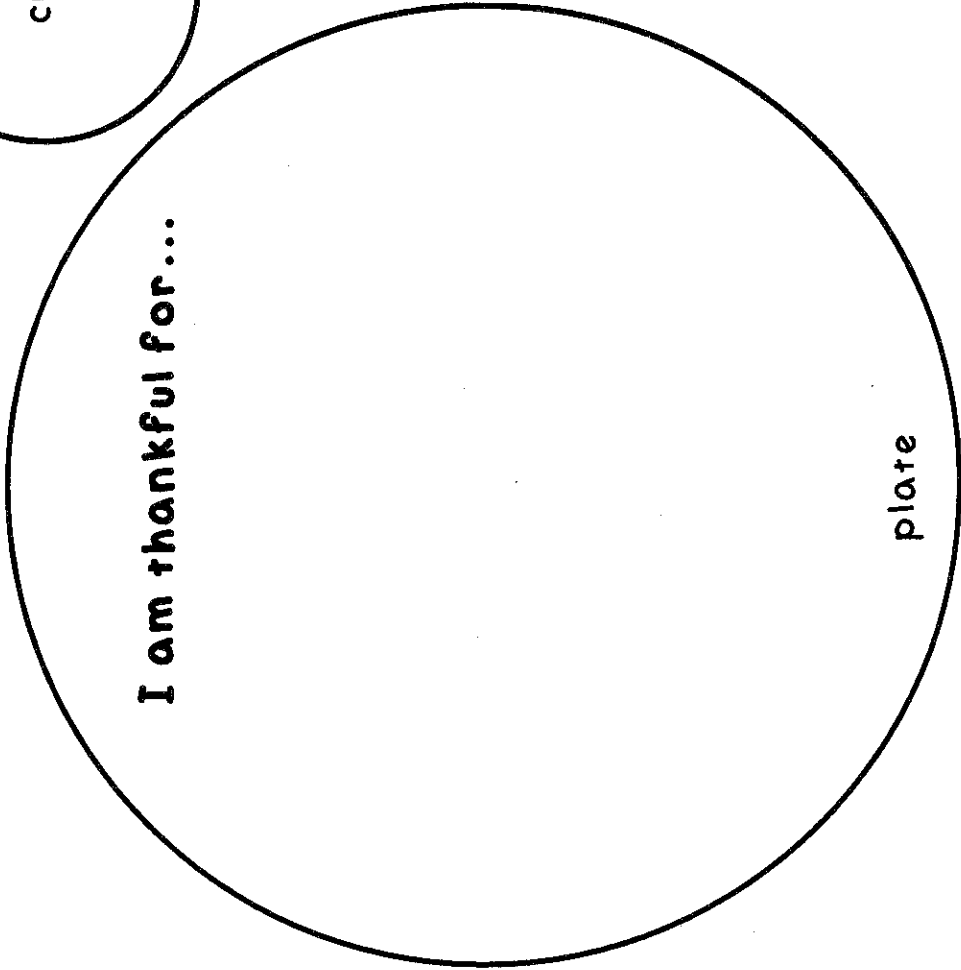
cup



spoon

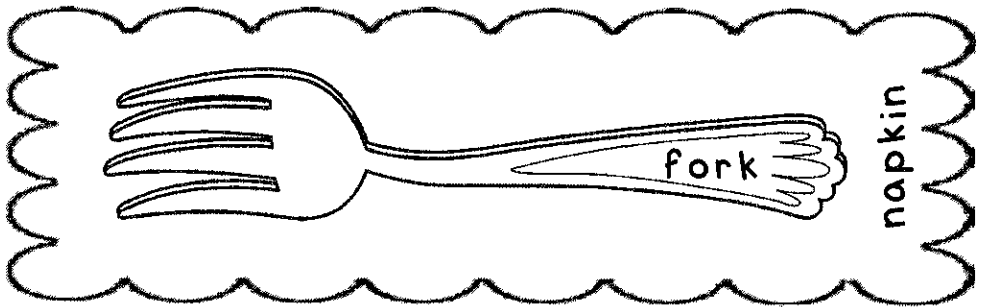


knife



I am thankful for...


plate



fork

napkin

# Thank You Prayer



**Thank you, God, for creating this wonderful world and for creating me!  
Amen.**

**Activity:** Color every space that has a heart to highlight the words that you can say for all the wonderful things God created and provides for you every day.



Give thanks to Him,  
and praise His name.

Psalm 100:4

**If You're Thankful and You Know It**  
*to the tune of "If You're Happy and You Know It"*



If you're thankful and you know it, clap your hands.  
If you're thankful and you know it, clap your hands.  
    If you're thankful and you know it,  
    Then your face will surely show it.  
If you're thankful and you know it, clap your hands.

If you're thankful and you know it, stomp your feet.  
If you're thankful and you know it, stomp your feet.  
    If you're thankful and you know it,  
    Then your face will surely show it.  
If you're thankful and you know it, stomp your feet.

If you're thankful and you know it, shout "I am!"  
If you're thankful and you know it, shout "I am!"  
    If you're thankful and you know it,  
    Then your face will surely show it.  
If you're thankful and you know it, shout "I am!"

If you're thankful and you know it, do all three.  
If you're thankful and you know it, do all three.  
    If you're thankful and you know it,  
    Then your face will surely show it.  
If you're thankful and you know it, do all three.

# Five Little Turkeys


Five little turkeys standing at the door,  
One waddled off, and then there were four.

Four little turkeys sitting near a tree,  
One waddled off, and then there were three.

Three little turkeys with nothing to do,  
One waddled off, and then there were two.

Two little turkeys in the morning sun,  
One waddled off, and then there was one.

One little turkey better run away,  
For soon it will be Thanksgiving Day.



## **The Turkey**

The turkey is a funny bird.  
*Hook thumbs together and spread fingers to create turkey tail.*

Its head goes wobble, wobble.  
*Wobble head back and forth.*

And all it knows is just one word:  
*Hold up one finger.*

“Gobble, gobble, gobble.”  
*Make mouth shape with hand, opening and closing it while sounding like a turkey.*

## **Did You Ever See a Turkey?**

*(to the tune of “Did You Ever See a Lassie?”)*

Did you ever see a turkey,  
A turkey, a turkey,  
Did you ever see a turkey  
Run this way and that?  
He runs, and he runs,  
And he runs, and he runs!  
To keep from being dinner on Thanksgiving Day!