


3rd Grade - Session 8 - The Good News

November 22, 2020



This Week's Lesson: Ch. 7 - pp. 121A-1130

Prayer Corner Ideas:

- ☺ Begin your prayer time today by marking yourselves as we do for a Gospel reading... with a fisted hand, we draw the sign of the cross on our foreheads, our lips and over our heart. We say the words, "May the word of the Lord be on our minds, on our lips and in our hearts.
- ☺ Read the Gospel story "God's Word" found on p. 121 in the textbook. Take a little time to reflect with the class on what message God is sending us.

Invite Ideas:

- ☺ There is a hidden picture puzzle of the parable of the Workers in the Vineyard that you could use as a gathering activity.
- ☺ Begin with the "Jesus is Good News" activity from the lesson. It is designed to help the children recognize the Good News of Jesus.
- ☺ You might see what the children know about the Gospels... there are four books (Matthew, Mark, Luke & John), they were written 30-60 years after Jesus death & resurrection, the authors thought it was important to write down the stories of Jesus to share with future generations so that they could know him.

Discover Ideas:


- ☺ The children may be interested in finding out why the rainbow is associated with good news. Read the story of Noah in Genesis 6:5-9:17. This is a good chance to look something up in the Bible. Emphasize that the rainbow was a symbol of God's covenant.
- ☺ The book material is very good and helpful in teaching this week. I would try to read pp. 122-126. You might ask for volunteers to take turns reading to break it up a bit.
- ☺ After reading about parables on p. 125 ask, "Why did Jesus use parables to teach?" **Possible response: Parables use comparisons and ideas that people can understand to explain difficult concepts.** Ask, "What was Jesus trying to teach with his stories?" **about God's love, how to treat one another, that everyone is welcome in God's Kingdom.**
- ☺ I will have some mustard seeds and a picture of a fully grown mustard tree for you to show the class. The visual really helps to illustrate the parable of the mustard seeds.
- ☺ Explore a few of the parables that Jesus told. There is a list of parables in the lesson plan. Have the children work in pairs with their table partner and assign each group a parable to read. There is a worksheet for each group to fill out asking about their story and having them decide what Jesus is trying to teach us in the parable. You could also have them draw pictures about their parable. When all are finished, have each pair share with the class.

Live Ideas:

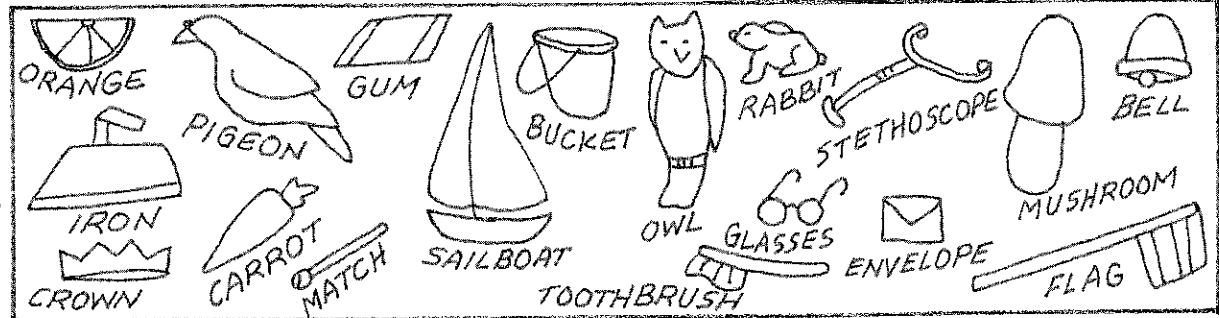
- ☺ There is a simple crossword puzzle about Good News that you could use.
- ☺ Try the Symbols of God activity and have the children create a parable of their own. They might need some guidance to start this activity.



Those men do not look happy!



I like grapes.



Like the vineyard owner, God is very generous.

(Look up Matthew 20:1-16.)

Chapter 7 Activity Master

Name _____ Date _____

Crossword Puzzle


This crossword puzzle contains many words that have to do with God's Good News. Use the Word Bank to complete the puzzle.

Across

2. one Gospel is named for him
4. the promised or anointed one
7. an Old Testament writer
9. _____ news makes people happy.
10. The word *Gospel* means "Good _____."
11. Twelve of Jesus' followers

Down

1. Church members _____ to worship.
3. God's Kingdom is full of this feeling.
5. God the Son
6. Humans are part of the _____ of God.
8. God _____ everyone.



Word Bank

-
- Apostles
 - gather
 - good
 - happiness
 - Isaiah
 - Jesus
 - Kingdom
 - loves
 - Mark
 - Messiah
 - News

© Our Sunday Visitor

Additional Activity: Symbols of God

Bodily/Kinesthetic

Supplies:

- Model Magic
- Small paper plates
- buttons and other similar decorative items
- toothpicks

Ask the children to think about what symbol they might use if they were telling a parable or story about God to some first-graders.

Distribute clay among the children, giving each a package to work with. Direct them to create their symbol of God. They may push buttons (and other decorative items) into the clay for decoration, or use toothpicks to write or draw words and images of God in the clay. When finished, have the children tell about the story they would share about God with first-graders, using their symbol. If possible, arrange with the first grade catechist a time when the children can share their parables. They can take these symbols home on the small paper plates today.

Jesus Is the Good News

Supplies:

- newspaper to look through for headlines (some with good news headlines and some with bad news headlines; be sure they are age appropriate and the children can understand them)
- headlines mounted on stiff paper, which read:
 - God Sends His Beloved Son.
 - God's Son Will Save Humans from Sin.
 - Jesus Is Good News

Say: Today we are going to talk about the Good News of Jesus. Let's take a look at these headlines from the newspaper and tell me which are good news and which are not. (Hold each headline up and have the children respond.)

Now I am going to show you some other headlines. Tell me which ones are good news and which are not. (Hold up each headline about Jesus and have the children respond.)

Write the words *Messiah* and *Savior* on the board or on chart paper. The Good News about Jesus is that God wanted to save all people from sin. The people of Jesus' time were waiting for a messiah, a savior. (Point to the words, and ask the children to repeat them after you.)

***Messiah* means "anointed." The name *Jesus* means "God Saves." God came down from Heaven in the Person of Jesus. Jesus saved us from sin. He taught the Good News of healing and forgiveness. Jesus' words, actions of healing, and forgiveness, tell us what God is like. They show us how to live and share the Good News with others. What do we do when we hear Good News?** (Suggestions: clap, cheer, sing) Have the children choose one response. Invite three children to each read one of the second set of headlines aloud and invite the children to respond with an appropriate gesture (clap, cheer, sing).

God Sends His Beloved Son

**God's Son Will Save Humans
from Sin**

Jesus Is Good News

Exploring the Parables (List for Teacher)

The Lost Sheep – Luke 15:1-7

The Great Feast – Luke 14:15-24

The Good Samaritan – Luke 10:29-37

The Unforgiving Servant – Matthew 18:21-35

The Pharisee and the Tax Collector – Luke 18:9-14

The Sower – Mark 4:1-20

The Prodigal Son – Luke 15:11-32

The Workers in the Vineyard – Matthew 20:1-16

Exploring the Parables

1) Our parable is called _____
_____.

2) Where do you find this story in the Bible?

3) Give a brief summary of the story.

4) What do you think Jesus is trying to tell us in this story?